



Promis-Electro-Optics B.V.

Beyond Light

That SiTek makes the best PSDs, available for sensing the position of a lightspot is well known. That they also function with other types of radiation than light is a little less known. SiTek's detectors convert light energy to electrical signals that contain information about the position and intensity of the energy received.

One way of looking at light radiation is to say that light is delivered in the form of particles called "photons". Depending on how much energy a photon has, it can be classified in different spectral regions.

The photons in all of these regions have the same electromagnetic nature, but because of their varying energies, interact with matter very differently. For example, the photons within the visible region of the spectrum (approximately 400 - 700 nm wavelength) interact with the retina in the human eye to create the sensation of light in our brains. In a PSD (which is based on a Si-PIN-photodiode) that is exposed to energy greater than 1.12 eV (wavelength less than 1100 nm) electron-hole pairs are created. The p-n junction field separates these photogenerated carriers and a current proportional to the number of electron-hole pairs created is divided up between the detector electrodes and flows through an external circuit.

Unfortunately at shorter wavelengths (and thus higher energies) the photons find it hard to penetrate the Si base material to create carriers. This means that the number of carriers generated per impinging photon will decrease at these short wavelengths. Hence the output current will drop as the wavelength goes down. A normal PSD will respond down to wavelength of about a 400 nm.

The trick is to bring the p-n junction as close to the sensing surface of the PSD as possible. This means that the region (called the "dead layer" or "window thickness") that the radiation has to cross to reach the p-n junction field is as thin as possible. Dead layers as thin as 50 nm have successfully been accomplished in our processes, and as our customers will tell you, been used with great success in position detectors for higher energy radiation such as X-ray or gamma ray photons.

Theoretically the detection efficiency should be close to 100 % at 10 keV falling to approximately 1% at 150 keV. For energies above approximately 60 keV, photons interact almost entirely through Compton scattering. For this reason the overall detection efficiency is maintained at a fairly constant 1% over a wide range of photon energies.

Recently SiTek introduced the ES (Enhanced Sensitivity) components. These components have a built in amplification which gives more current output for a given energy input compared to the standard PIN-photodiodes. The new components are really large area phototransistors but the interesting thing is that this technology can also be applied to all our UV and "Nuclear" detectors boosting the sensitivity about 50 times. Thus a response value of 10 A/W at a wavelength of 200 nm is quite possible to reach. The same goes for detectors used at higher energies. The ES technology can be applied to PSDs as well as to ordinary photodiodes.

References:
 J. Räsänen, O. Harju, G. Turja, I. Riihimäki and L. Lindholm, "Electron Detection by Resistive Charge Division Based Position Sensitive Detectors".
 To be published in November 2001 issue of *Review of Scientific Instruments* journal.
 M. Lindroos and O. Shegystov, "A Position Sensitive Photon Detector Used as a Charged Particle Detector".
Nucl. Instr. and Meth. A 306 (1991) 225
 P. Réjzál, "Position-Sensitive Detector for Synchrotron Radiation".
Nucl. Instr. and Meth. in Physics Research. A 290 (1990) 603-611.
 Hanson, W. Koziatek and K.W. Jones: "The Use of a SiTek Position Sensitive Detector for Synchrotron Radiation Beam Monitoring and Alignment". *Nucl. Instr. and Meth. in Physics Research. A* 260 (1987) 529

Overview of the Electromagnetic Spectrum

Type of radiation	Radio	Micro-waves	Infrared	Near-infrared	Visible	Ultra-violet	X-rays	Gamma-Rays
Wave-length	> 1 mm	1 nm- 25 um	25 um- 2.5 um	2.5 um- 750 nm	750 nm- 400 nm	400 nm -1 nm	1 nm-1 pm	< 1pm

Weather or not, our PSDs measure

TMI's new generation wind sensor (Patent Pending) based on SiTek PSD

In 1998 Trondheim Maritime Instrumentation (TMI) started the development of a new type of anemometer (wind sensor) based on SiTek's 2L10 PSD. The project was sponsored by the Norwegian Research Council, and the project time was stipulated to 3 years. The main purpose was to construct a sensor with practically no moving parts and an excellent dynamic range. Ordinary cup anemometers suffer from rapid wear during severe weather conditions resulting in high maintenance costs and also fail to give reliable wind data during strong hurricanes. More modern anemometers which use ultrasound also tend to give unreliable data when strong winds occur together with heavy precipitation. Sub zero conditions also cause significant problems in many locations.

The TMI wind sensor prototype was tested in autumn 2001 and showed no limitations with respect to these problems. The sensor has now been tested under extreme weather conditions for approximately half a year (winter season) in Trondheim, Norway, and the preliminary results are outstanding. SiTek's 2L10 PSD was the natural choice for TMI due to its durability under such weather conditions. In addition to a good resolution in the lower end of the scale, the sensor can measure with very high accuracy at much higher wind speeds than any sensor on the commercial market. The sensor has no moving parts (except for the stick which moves approx. 5 mm at high wind speeds - see diagram). We were also very satisfied with the time response. Within 0.1 second the sensor goes from maximum to zero without any overshoot. This indicates that the material chosen for the flex element is perfectly suitable. This material also holds the performance over a wide temperature range, and according to manufacturer specifications it has a lifespan of 50 years (no ageing due to ultraviolet radiation or weather).

The wind sensor will now go through a final stage of extensive testing in co-operation with the Norwegian Meteorological Office. It will be launched on the commercial market in the next few months.




No wind vane is needed since the sensor measures the X- and Y- component of the wind vector. The housing of the sensor comprises all the electronics needed for signal analysis and communication with external equipment. Different protocols and analysis are provided depending on customers' needs. A principle drawing of the sensor is shown above and some data from the prototype tests is given in the charts below.

The wind sensor will now go through a final stage of extensive testing in co-operation with the Norwegian Meteorological Office. It will be launched on the commercial market in the next few months.



Data recorded autumn 2001

Happy New Year from SiTek!



In order to facilitate the operation of our PSDs, we have developed a dedicated signal processing circuit. All components necessary to obtain the sum and difference signals from a two- or one-dimensional PSD have been concentrated on a 20,5 x 20,5 mm² ceramic thick film substrate. There will be several versions available early next year. Keep your eyes on our website www.sitek.se for more information.



Custom design processing for improved PSD performance, part II

The PSDs within SiTek's standard product range are well known for their excellent performance with high linearity, great resolution and high speed. However, like all standard devices, these PSDs have been developed to fit a wide range of applications, something that leads to necessary compromises when it comes to parameter optimisation. By optimising the manufacturing process for a specific application, the PSD performance can be enhanced further, giving a higher value product for the customer.

Reflectivity

As stated in Non-Contact 2/01, the main advantage of optimising the AR coating for a certain wavelength is that it optimises the responsivity. But even when you have a lot of light and can manage with a lower responsivity there is an important reason to use an AR coating optimised for the specific wavelength.

When the light hits the PSD surface some of the light will be reflected. When this reflected light hits other surrounding surfaces it might be reflected back on to the PSD causing errors in the measurement. With an optimised AR coating the reflected light is kept well below 2% of the incoming light, which eliminates the cause of secondary reflections.

Exhibition in Stockholm



The Electronic/EP fair was quite a success for us. The exhibition, held in Stockholm, lasted for four days. It had over 370 exhibitors and attracted nearly 11,000 visitors. All the employees at SiTek were involved to make this event the best in our history. We had to work hard during the exhibition because our stand was very popular and

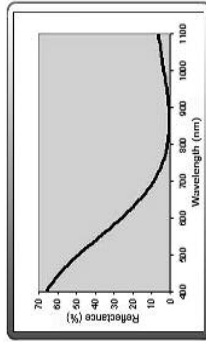


Figure 1. Spectral reflectivity for SiTek detector with AR coating optimised for 850 nm.

Speed

With today's fast electronics, the demand for high speed devices increases. Even though the PSD, due to its simple design, is much faster than other, more complex, position sensing devices, it is possible to significantly increase the speed by process optimisation. The rise time of the PSD is mainly determined by the RC product of the inter electrode resistance and the PN-junction capacitance. In SiTek's manufacturing process we are equipped to optimise both of these parameters in order to increase the speed. For large area devices it is possible to reduce the rise time by several orders of magnitude with this optimisation.

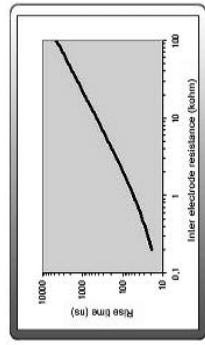



Figure 2. The rise time of a PSD can be changed by several orders of magnitude by varying the inter electrode resistance.

Size and Shape

Not only electro-optical parameters can be tuned to fit the customers needs but also the size and the shape of the device. The size can be varied almost endlessly. Short, wide devices as well as long, narrow ones are possible. Only the starting material sets the limit.

The shape is also variable. During our 26 years, SiTek has custom designed not only rectangular and square devices, but a large number of odd shaped PSDs as well. These include circular, trapezoidal and sector shaped ones.

So, as you can see from these two articles on custom design processing, there is a lot that can be done in order to optimise the performance of the PSD for a specific application. SiTek supply such PSDs to satisfied customers worldwide and our versatility means that we can always find the best solution for your needs.



SiTek's circular PSD

Visit SiTek at the Components and Electronics Production Exhibition in Gothenburg 2-5 Sept 2003

Promis Electro Optics B.V.

T +31 (0) 24 648 86 88

F +31 (0) 24 366 19 84

E info@gotoPEO.com

W www.gotoPEO.com

